




**CARMEN
COPPER
CORPORATION**



2022 Social Development and Management Program

3RD QUARTER


**PHYSICAL
AND
FINANCIAL**

**ACCOMPLISHMENT
REPORT**



October 12, 2022

ENGR. ARMANDO L. MALICSE
Regional Director
Mines and Geosciences Bureau 7
Greenplains Subd., Banilad, Mandaue City



Dear Director Malicse:


We are pleased to submit to your office the enclosed report of Carmen Copper Corporation's Social Development and Management Program (SDMP) Physical and Financial Third Quarter (July - September) for the year 2022.

This report contains our company's implementation and expenditure of the programs, projects and activities for the Third quarter which is aligned to the UN Sustainable Development Goals (UN SDG). This also highlights our various accomplishments in the development of our host and neighboring communities in Toledo City in our different focus areas, such as: education, health and well-being, skills and enterprise development, preservation of cultural heritage and disaster resilience and rehabilitation.

We wish to thank your good Bureau for being our co-steward in responsible mineral development. Rest assured, Carmen Copper will continuously build sustainable communities and bring social progress in the communities that we serve.

Respectfully submitted.

Very truly yours,


ALEXIE JEROME G. JOVELLANA
President and CEO

2022 THIRD QUARTER SOCIAL DEVELOPMENT AND MANAGEMENT PROGRAM (SDMP) REPORT

Carmen Copper Corporation, in its thrust to the continuous socio-economic growth of its host and neighboring communities, remains dedicated in the formulation and consequent implementation of its Social Development and Management Program (SDMP).

The following shows the financial and physical performance of the program for the 3rd quarter of the year 2022:

I. THIRD QUARTER FINANCIAL PERFORMANCE

SUMMARY													
COMPONENT	Annual Target	PHYSICAL ACCOMPLISHMENT				2022 Annual Allotment	2021 Unspent Portion	Total	FINANCIAL ACCOMPLISHMENT				
		1st Sem	%	2nd Sem	%				1st Sem	%	2nd Sem	%	Balance
Development of Host and Neighboring Communities	211,263	105,592	50	52,785	25	72,994,320.19	15,790,654.37	88,784,974.56	44,665,194.43	50	11,671,214.02	13	32,448,566.11
Information, Education and Communication (IEC)	50	10	20	30	60	14,598,864.00	5,928,256.00	20,527,100.00	2,710,862.19	13	13,440,454.14	65	4,375,783.67
Development of Mining Technology and Geosciences	51	31	61	64	125	9,732,575.88	3,307,209.12	13,039,785.00	3,328,082.00	26	5,375,404.71	41	4,336,298.29

II. THIRD QUARTER PHYSICAL PERFORMANCE


A. Human Resource and Institutional Building

- A total of 30 individuals trained for First Aid and Basic Life Support in partnership with Bureau of Fire Protection (BFP) together the company's Emergency Response Team (ERT) and representative from host communities (Brgy DAS, Biga, Media Once and Loay).



B. Support to Education and Educational Program

- Facilitated written examination, composed of IQ and EQ tests, through Pre-Cis Assessment, and by which the results determined the 81 applicants who had undergone our final screening procedures for SY 2022-2023 Scholarship.



- Actual house to house visitation and interview of the applicants for Scholarship



- Ground Breaking Ceremony of 1 Unit Day Care Center for Brgy Cantabaco, Toledo City.



C. Enterprise Development and networking (Livelihood)

- Tabo sa Mina


Relaunching of Tabo sa Mina was successfully conducted last September 6, 2022 and it will be done twice a month as move forward. Local farmers play a significant role in community life since they are food provider and consider as driver for local economy. Tabo sa Mina is an avenue for farmers bring and sell their produce at farmgate price to employees and its dependents. Around 2000 kgs of assorted agri products with an estimated value of P60,000.00 since Tabo sa Mina was relaunched.



- Aside from Layer (Egg) production, it's a continuing activities of Copper Mine Agro Venture Organization (CMAVO) as part of Integrated Farm to produce fresh vegetable and other agricultural products.



- Ocular visit of access road and assessment of the propose Gulayan sa Barangay in support to SUGBUSOG program of Cebu Provincial Government located at Brgy Media Once, Toledo City.




D. Public Infrastructures

- A financial support provided to Brgy Don Andres Soriano (DAS) for the major of repair and improvement Brgy Sports Center the Corazon Regis Cabrera Multi-Purpose Sports Complex (CRCMPSC)



E. Information Education and Communication activities.

➤ CCC 18th Anniversary Celebration and Heritage Center Anniversary




➤ Museum tour to 18 delegations from Adnama Mining Resources, Inc. (AMRI) located at Surigao Del Sur together with Local Government Units (LGUs) and MGB-XIII representatives for their benchmarking activity





➤ Arranged a museum tour activity to some Korean visitors of Toledo City as part of tourism initiatives.





- Public scoping and Public Consultations in connection to the propose Consolidation of mine to port project of the company.



- Other Information drive and regular meetings in host communities.



PHYSICAL AND FINANCIAL QUARTERLY REPORT 2022

Name of Company : **CARMEN COPPER CORPORATION (CCC)**
 Address : **Brgy. Don Andres Soriano, Toledo City**
 Mining Tenement : **MPSA Nos. 210-2005-VII & 264-2008-VII**
 President : **ALEXEI JEROME G. JOVELLANA**
 Coverage : **July - September 2022**

PROJECT/PROGRAM/ ACTIVITY (PPA)	TARGET BENEFICIARIES AND BARANGAYS	UNIT OF WORK MEASURE	PHYSICAL ACCOMPLISHMENT					FINANCIAL ACCOMPLISHMENTS					REMARKS
			ANNUAL PHYSICAL TARGET	1ST Q	2ND Q	3RD Q	TOTAL	%	ANNUAL FINANCIAL BUDGET	2021 Unspent Portion	Total	1ST Q	

DEVELOPMENT OF THE HOST AND NEIGHBORING COMMUNITIES (75% OF 1.5% OPEX)

Human Resource Development & Institutional Building

Capacity building on entrepreneurial skills, organizational and project development.	600	Number of People	600	150	0	150	300	300	50.0	500,000.00	255,677.56	41,079.50	44,000.50	85,080.00	11	670,597.56
Sub-Total	600		600	150	0	150	300	300	50.0	500,000.00	255,677.56	41,079.50	44,000.50	85,080.00	11	670,597.56

Enterprise Development and Networking

Develop a large-scale, centralized business that aims to operate different segments utilizing community workforce.	2	Enterprise	2	0	0	50	50	2,500	3,977,289.76	1,022,710.24	922,937.32	633,242.50	703,374.00	2,261,553.82	45	2,738,446.18
Sub-Total	2		2	0	0	50	50	2,500	3,977,289.76	1,022,710.24	922,937.32	633,242.50	703,374.00	2,261,553.82	45	2,738,446.18

Assistance to Infrastructure Development and Support Services

Power fill-in subsidy	38	Number of Drgs	38	9.5	9.5	28.5	28.5	75	7,954,579.52	2,045,420.48	2,500,000.00	2,500,000.00	2,500,000.00	75	2,500,000.00	
Improvement/Concrete of access road networks and pathways including construction of footbridges	10	Kilometers	10	3	3	9	9	90	12,727,327.00	3,273,673.00	739,665.62	10,051,010.08	3,537,590.35	14,328,266.05	90	1,671,733.95
Sub-Total	48		48	12.5	12.5	38	38	78	20,681,906.52	5,319,093.48	3,239,665.62	12,551,010.08	6,037,590.35	21,828,266.05	84	4,171,733.95

Access to Education and Educational Support Program

Community Service and Academic Scholarships grant	220	Number of Scholars	220	220	0	25	245	111	11,056,411.00	2,843,589.00	4,210,867.44	1,612,180.00	325,775.97	6,148,823.41	44	7,751,176.59
Value formation initiatives for scholars	282	Number of Scholars	282	135	0	135	135	48	80,000.00	20,000.00	-	38,125.00	-	38,125.00	4	901,875.00
Construction of standard school buildings including Day Care Centers and improvement of facilities (school library, stage, etc)	2	Number of Building	2	-	-	1	1	50	3,181,831.81	818,108.19	-	206,042.85	556,499.00	762,541.85	19	3,237,458.15
Sub-Total	504		504	355	0	26	381	76	14,318,242.81	3,661,757.19	4,210,867.44	1,856,347.85	882,274.97	6,949,498.26	37	11,950,509.74

Access to Health and Services, Health Facilities and Professionals

Free Health Care Service in CCC Hospital, Doctor to the Barangays and other medical outreach	17	Number of Barangays	17	5	20	20	45	265	9,954,580.00	1,544,420.00	1,391,096.44	9,244,400.78	864,502.78	11,500,000.00	100	-
Sickness preventive programs like improvement of sports facilities and other wellness activities	17	Number of Barangays	17	3	-	-	3	18	500,000.00	130,000.00	-	-	104,546.43	104,546.43	17	525,653.57
Provide better and conducive health stations/facilities	2	Number of Barangays	2	-	-	2	2	100	1,034,093.34	365,904.66	-	-	-	-	0	1,300,000.00
Procurement of Ambulances	2	Number of Ambulance	2	-	1	-	1	50	1,590,915.90	409,084.10	-	-	-	-	0	2,000,000.00
Sub-Total	38		38	8	21	22	51	134	13,079,591.24	2,350,408.76	1,391,096.44	9,244,400.78	969,049.21	11,604,546.43	75	3,825,453.57

Protection & Respect of Socio-Cultural Values

Assistance to various socio-cultural events for host and neighboring communities	17	Number of Barangays	17	3	2	10	15	88	740,000.00	260,000.00	50,486.88	38,400.00	117,577.99	206,464.87	21	793,535.13
Sub-Total	17		17	3	2	10	15	88	740,000.00	260,000.00	50,486.88	38,400.00	117,577.99	206,464.87	21	793,535.13

Use of facilities/services within mine camp

Maintenance and uses of equipment and facilities	38	Number of Barangays	38	10	10	10	20	53	11,782,483.00	1,266,814.00	1,268,385.91	1,414,753.69	6,124,319.14	47	7,024,977.86
Subsidy of electrical power consumption for DAS Brgy Hall, MT, Cannel Parish and DLS-ASMC	16	Number of Stakeholders	16	4	4	4	8	50	596,593.46	153,406.54	163,947.16	184,778.23	517,501.70	69	232,498.30
Subsidy for Water consumption of host and neighboring communities in partnership with Toledo City Water District	200,000	Number of Barangays	200,000	50,000	50,000.00	50,000.00	150,000	75	3,340,923.40	859,076.60	1,050,000.00	1,050,000.00	3,150,000.00	75	1,050,000.00
Sub-Total	200,064		200,064	50,014	50,014	50,014	150,028	75	15,719,999.86	2,279,297.14	2,492,333.07	4,675,957.77	9,791,820.84	54	8,307,476.16

Disaster Response and Support to other stakeholders

Development assistance to other stakeholders in Toledo City and Province of Cebu.	10,000	Number of People	10,000	2,500	2,500	2,500	7,500	75	3,977,290.00	522,710.00	1,159,742.88	2,167,626.30	281,817.00	3,609,186.18	80	890,813.82
Sub-Total	10,000		10,000	2,500	2,500	2,500	7,500	75	3,977,290.00	522,710.00	1,159,742.88	2,167,626.30	281,817.00	3,609,186.18	80	890,813.82

DHNC TOTAL	211,263		211,263	53,043	52,550	52,785	158,363	3,076	72,994,320.19	15,799,654.37	13,498,209.15	31,166,985.28	11,671,214.02	56,356,408.45	63	32,448,566.11
-------------------	----------------	--	----------------	---------------	---------------	---------------	----------------	--------------	----------------------	----------------------	----------------------	----------------------	----------------------	----------------------	-----------	----------------------

INFORMATION EDUCATION AND COMMUNICATION (IEC) (15% OF 1.5% OPEX)												
PROMOTION OF PUBLIC AWARENESS AND EDUCATION ON MINING TECHNOLOGY AND GEOSCIENCES												
CCC 17th Anniversary, Labor Day and Year End Activities	17	Number of Banquets	17	2	-	8	10	59	6,000,000.00	-	6,000,000.00	490,982.23
Establishment of IEC Center and Publication of materials on Environmental and Social Developments	4	Number of Publication	4	2	-	-	2	50	498,346.00	1,003,019.00	1,501,365.00	853,531.72
Public and Media Relations and advertisement on mining related good practices	4	Type of Media	4	2	-	-	2	50	1,590,916.00	15,153.00	1,606,069.00	23,563.01
Periodic monitoring of SDMP implementations	2	Semi-Annual	2	0	1	1	2	100	91,586.00	-	91,586.00	91,586.00
Printing of Calendar and 2020 Annual Sustainability Reports	2	Number of Releases	2	1	-	1	2	100	1,042,332.00	12,000.00	1,054,332.00	1,030,332.00
National Unified Information Education Campaign Program (NUIECP)	1	Number of Sessions/Events	1	1	-	1	2	200	5,109,602.00	6,122,941.00	11,232,543.00	-
Maintenance of CCC Heritage Center Programs, Projects, Activities	1	Number of Repair	1	1	-	1	2	200	1,661,755.00	468,522.92	2,130,277.92	1,193,232.08
Annual SDMP Participation and sponsorships	2	Number of Sponsorship	2	0	1	1	2	50	1,400,000.00	601,052.00	2,001,052.00	192,556.63
Annual SDMP Consultation and planning workshops	17	Number of Meeting	17	0	-	17	17	100	500,000.00	-	500,000.00	500,000.00
TOTAL FOR IEC	50		50	9	1	30	40	80	14,598,864.00	5,928,236.00	20,527,100.00	4,375,783.67
DEVELOPMENT OF MINING TECHNOLOGY AND GEOSCIENCES (10% OF 1.5% OPEX)												
Scholarship Grants on Mining related degree	37	Number of Scholars	37	20	-	58	78	211	5,000,000.00	-	5,000,000.00	649,113.81
Mining conferences/Summit/Cross visit and bench marking	1	Number of Research	1	0	-	1	1	100	310,787.00	836,420.00	1,147,207.00	1,039,207.00
Post-Graduate Scholarship Grant	11	Number of Students	11	11	-	3	14	127	1,988,644.88	511,355.12	2,500,000.00	2,367,287.09
Support Towards Sustainable Mining (TSM) through Chamber of Mines of the Philippines (CoMP)	1	Number of Sponsorship	1	0	-	1	1	100	486,629.00	100,000.00	586,629.00	280,690.39
National Unified Information Education Campaign Program (NUIECP)	1	Number of Research	1	0	-	1	1	100	1,946,515.00	1,859,434.00	3,805,949.00	-
TOTAL FOR DMTG	51		51	31	-	64	95	186	9,732,575.88	3,307,209.12	13,039,785.00	4,336,298.29
Grand Total SDMP / IEC & DMTG	211,364		211,364	53,083	52,551	52,879	158,498	3,342	25,026,099.49	17,514,541.43	42,540,640.92	41,160,648.07


COMPONENT	PHYSICAL ACCOMPLISHMENT				FINANCIAL ACCOMPLISHMENT				
	Annual Target	1st Sem	2nd Sem	%	Total	2021 Unspent Portion	2022 Annual Allotment	%	Balance
Development of Host and Neighboring Communities	211,260	105,592	50	52,785	88,784,974.56	15,790,654.37	72,994,320.19	50	33,448,866.11
Information, Education and Communication (IEC)	50	10	20	30	20,327,100.00	5,928,236.00	14,598,864.00	13	4,375,783.67
Development of Mining Technology and Geosciences	51	31	61	64	13,039,785.00	3,307,209.12	9,732,575.88	26	4,336,298.29


Prepared By:

Noted By:

Approved By:



JOEMARY B. BRIOS
 Head, Social Development Department
 Carmen Copper Corporation


CHRISTOPHER JOHN W. SALCEDO
 AVP - SIECC
 Carmen Copper Corporation


ALEXEI JEROME G. JOVELLANA
 President and CEO
 Carmen Copper Corporation



**CARMEN
COPPER
CORPORATION**



Congratulations

 CUM LAUDE CEBU NORMAL UNIVERSITY MAJOR IN EDUCATION TEACHER EDUCATION 2022	 CUM LAUDE CEBU NORMAL UNIVERSITY MAJOR IN EDUCATION TEACHER EDUCATION 2022	 CUM LAUDE CEBU NORMAL UNIVERSITY MAJOR IN EDUCATION TEACHER EDUCATION 2022	 CUM LAUDE CEBU NORMAL UNIVERSITY MAJOR IN EDUCATION TEACHER EDUCATION 2022	 CUM LAUDE CEBU NORMAL UNIVERSITY MAJOR IN EDUCATION TEACHER EDUCATION 2022	 CUM LAUDE CEBU NORMAL UNIVERSITY MAJOR IN EDUCATION TEACHER EDUCATION 2022
ROSELYN S. DELA CONCEPCION	MARY ROSE TRINIDAD	RHEA ELEANOR P. PASLON	JUAN CARLO A. AYIN	AIRLYN V. OMAMBAC	JELAN Y. CANUA

Congratulations

 CUM LAUDE CEBU NORMAL UNIVERSITY MAJOR IN EDUCATION TEACHER EDUCATION 2022	 CUM LAUDE CEBU NORMAL UNIVERSITY MAJOR IN EDUCATION TEACHER EDUCATION 2022	 CUM LAUDE CEBU NORMAL UNIVERSITY MAJOR IN EDUCATION TEACHER EDUCATION 2022	 CUM LAUDE CEBU NORMAL UNIVERSITY MAJOR IN EDUCATION TEACHER EDUCATION 2022	 CUM LAUDE CEBU NORMAL UNIVERSITY MAJOR IN EDUCATION TEACHER EDUCATION 2022	 CUM LAUDE CEBU NORMAL UNIVERSITY MAJOR IN EDUCATION TEACHER EDUCATION 2022
CRISTINE T. CORTE	JOURNAL C. CABRILLO	KENNETH BRIAN SENILLO	BRANDON Z.N. AMANTI	LORALIE L. SANGGA	REYNZO N. OLILA

Congratulations!

ANNE MILLENNIE C. ANTOQUE

Top 9 | 86.40% RATING
SOCIAL WORK LICENSURE EXAM
SEPTEMBER 2022

We are very proud of you!

**2022 ASDMP
4TH QUARTER
FINANCIAL
&
PHYSICAL
REPORT**

Congratulations

MAGNA CUM LAUDE
CEBU NORMAL UNIVERSITY
MAJOR IN EDUCATION
TEACHER EDUCATION
2022

Congratulations

 CUM LAUDE CEBU NORMAL UNIVERSITY MAJOR IN EDUCATION TEACHER EDUCATION 2022	 CUM LAUDE CEBU NORMAL UNIVERSITY MAJOR IN EDUCATION TEACHER EDUCATION 2022	 CUM LAUDE CEBU NORMAL UNIVERSITY MAJOR IN EDUCATION TEACHER EDUCATION 2022	 CUM LAUDE CEBU NORMAL UNIVERSITY MAJOR IN EDUCATION TEACHER EDUCATION 2022	 CUM LAUDE CEBU NORMAL UNIVERSITY MAJOR IN EDUCATION TEACHER EDUCATION 2022	 CUM LAUDE CEBU NORMAL UNIVERSITY MAJOR IN EDUCATION TEACHER EDUCATION 2022
REYNALD JAMES B. BUMOTAD	JONNAH MAY DEL ROSARIO	ETSCHEL R. CABALUNA	JEWEL P. TORRALBA	ROSELYN C. GERANDOY	JERON L. PUYONG

Congratulations!


 WITH HONORS La Salle - ASI 2022	 WITH HONORS La Salle - ASI 2022	 WITH HONORS La Salle - ASI 2022	 WITH HONORS La Salle - ASI 2022	 WITH HONORS La Salle - ASI 2022	 WITH HONORS La Salle - ASI 2022
SARAH R. LOMOCOSO	KENTH LEMUEL G. CASPE	MAURO REAMBONANZA III	KATE S. ABATAYO	JAMES DARIEL B. ALFEREZ	CARMELO ANN C. BALE



January 11, 2023

/AGJ L-2023-06

ENGR. ARMANDO L. MALICSE
Regional Director
DENR-Mines and Geosciences Bureau
Regional Office No. VII
Greenplains Subd., Banilad, Mandaue City

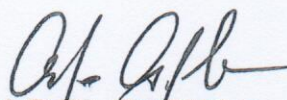


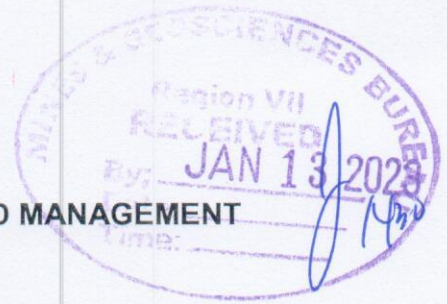
Dear Director Malicse:

We respectfully submit to your office the enclosed report of Carmen Copper Corporation's (CCC) **Social Development and Management Program (SDMP) Physical and Financial Accomplishment** for the fourth quarter of 2022.

The report highlights CCC's various accomplishments in the development of our host and neighboring communities in Toledo City particularly on the different areas of concerns namely: health and well-being, livelihood programs, support to public infrastructures and socio-cultural activities in our partner Local Government Units (LGUs).

Very truly yours,


ALEXEI JEROME G. JOVELLANA
President and CEO



**2022 FOURTH QUARTER SOCIAL DEVELOPMENT AND MANAGEMENT
PROGRAM (SDMP) REPORT**

Carmen Copper Corporation, in its thrust to the continuous socio-economic growth of its host and neighboring communities, remains dedicated in the formulation and consequent implementation of its Social Development and Management Program (SDMP).

The following shows the financial and physical performance of the program for the 4th quarter of the year 2022:

I. FOURTH QUARTER FINANCIAL PERFORMANCE SUMMARY

Component	2022 ANNUAL BUDGET	4 th QUARTER EXPENDITURES	EXPENDITURES AS OF DEC 2022	Overall Performance %
Development of Host and Neighboring communities (DHNC) 75% OF 1.5%.	88,784,974.00	31,479,898.00	87,816,306.00	99%
Information, Education and Communication (IEC) 15% of 1.5%.	20,527,100.00	4,011,721.00	20,163,037.00	98%
Development of Mining Technology and Geosciences (DMTG) 10% of 1.5%.	13,039,785.00	3,578,702.00	12,282,189.00	94%
Total	122,351,859.00	39,070,321.00	120,261,532.00	98%

II. FOURTH QUARTER PHYSICAL PERFORMANCE

A. Human Resource and Institutional Building

- A total of 30 individuals trained for First Aid and Basic Life Support in partnership with Bureau of Fire Protection (BFP) together the company's Emergency Response Team (ERT) and representative from host communities (Brgy DAS, Biga, Media Once and Loay).



B. Support to Education and Educational Program

Provided support to Biga and Makatol Elementary School during Year End activities, Brgy Biga, Toledo City.



C. Enterprise Development and networking (Livelihood)

➤ Tabo sa Mina

Continuing support extended to Tabo sa Mina was successfully conducted twice a month. Local farmers play a significant role in community life since they are food provider and consider as driver for local economy. Tabo sa Mina is an avenue for farmers bring and sell their produce at farmgate price to employees and its dependents. Around 4000 kgs of assorted agri products with an estimated value of P120,000.00 since Tabo sa Mina was relaunched



- CCC provide support to the expansion of Poultry (Egg) production effort It's a of Copper Mine Agro Venture Organization (CMAVO) as part of Integrated Farm project



- A 30 hectares Bamboo plantation including maintenance in partnership with People Organizations (PO) in host and neighboring communities.



- Provided assistance to 9 People Organization (PO) from Brgy Biga, Don Andres Soriano (DAS), Loay, Media Once, Poog, Cantabaco, Bunga, Bulongan, General Climaco.



- Reunited the officers and members of Copper Mines Venture Organization (CMAVO) thru its first General Assembly after 4 years officially launched in 2017. Election of new set officers have been implemented during the assembly.





PUBLIC INFRASTRUCTURES

A ground breaking ceremony in coordination with Brgy Officials as well as concerned contractor conducted last December 23, 2022 for the repair of Bridge located at Brgy Don Juan Climaco, Sr. Toledo City.



INFORMATION EDUCATION AND COMMUNICATION ACTIVITIES.

Establishment of Information Communication Education (ICE) center to compliment awareness efforts of the company.



- Consistently, we conducted community consultations in preparation and crafting responsive P/P/A which will be incorporated to company 2023 Social Development and Management Program (SDMP) in host and neighboring communities.



OTHER COMPANY ENGAGEMENTS

Around 60 individuals from Sitio Makatol and Danawan together with Brgy officials of Brgy Biga headed by Acting Puniong Brgy Hon. Ely Dejardes present during community assembly conducted last October 7, 2022 and Oct 12, 2022 respectively. Community concerns on Marcona Development is were discussed and documented.






CY 2022 Fourth Quarter Financial Accomplishment

Name of Company
 CARMEN COPPER CORPORATION
 BRGY. DAS, TOLEDO CITY
 MPSA Nos. 210-3065-VII & 264-2008-VII
 Mining / Cement
 President
 ALEXIE JEROME G. JOVELLANA
 Coverage
 October - December 2022

PROJECT/PROGRAM/ ACTIVITY (PPA)	UNIT OF WORK BENEFICIARIES AND BARANGAYS	%	PHYSICAL ACCOMPLISHMENT				ANNUAL FINANCIAL BUDGET	2021 UNSPENT PORTION	FINANCIAL ACCOMPLISHMENT				TOTAL	%	PPA STATUS/ REMARKS	
			1 st Q	2 nd Q	3 rd Q	4 th Q			1 st Q	2 nd Q	3 rd Q	4 th Q				
DEVELOPMENT OF THE HOST AND NEIGHBORING COMMUNITIES (DHNC)																
Human Resource Development and Institutional Building																
Capacity building on entrepreneurial skills, organizational and project development.	600	100	150	0	150	300	600	255,677.56	755,677.56	41,079.50	-	44,000.50	657,945.00	743,025.00	98.33	12,652.56
Sub-Total	600	100	150	0	150	300	600	255,677.56	755,677.56	41,079.50	-	44,000.50	657,945.00	743,025.00	148.61	12,652.56
Develop a large-scale cantined business that aims to operate different segments utilizing community workforce.	2	100	0	0	1	1	2	1,022,710.24	5,000,000.00	922,937.32	633,242.50	705,374.00	2,595,073.88	4,856,627.70	97.13	143,372.30
Sub-Total	2	100	0	0	1	1	2	1,022,710.24	5,000,000.00	922,937.32	633,242.50	705,374.00	2,595,073.88	4,856,627.70	97.13	143,372.30
Assistance to Infrastructure Development and Support Services																
Power fill-in subsidy	38	100	9.5	9.5	9.5	9.5	38	7,954,579.52	10,000,000.00	2,500,000.00	2,500,000.00	2,500,000.00	2,500,000.00	10,000,000.00	100.00	-
Improvement of access road networks and road opening	10	100	3	3	3	3	12	12,727,327.00	16,000,000.00	739,865.62	10,051,010.08	3,537,590.35	1,671,733.95	16,000,000.00	100.00	-
Sub-Total	48	104.166667	12.5	12.5	12.5	12.5	50	20,681,906.52	26,000,000.00	3,239,865.62	12,551,010.08	6,037,590.35	4,171,733.95	26,000,000.00	100.00	-
Access to Education and Educational Support Program																
Community Service and Academic Scholarship Grant	220	111	230	0	25	0	243	11,056,411.00	13,900,000.00	4,210,867.44	1,612,180.00	325,775.07	7,459,451.85	13,608,275.26	97.90	291,724.74
Values Formation Initiatives for scholars	282	48	135	0	0	0	135	80,000.00	100,000.00	20,000.00	-	38,125.00	61,875.00	100,000.00	100.00	-
Construction of standard school buildings including Day Care Centers and improvement of facilities (school library, stage, etc.)	2	50	0	0	1	0	1	3,181,831.81	4,000,000.00	818,108.19	306,042.85	556,409.00	3,161,310.60	3,923,832.45	98.10	76,147.55
Sub-Total	504	76	355	0	26	0	381	14,318,242.81	18,000,000.00	4,210,867.44	1,856,347.85	882,274.07	10,682,637.45	17,632,127.71	97.96	367,872.29
Access to Health Services, Professionals and Facilities																
Health Care Services in CCC Hospital, Down to the Barangay and other medical outreach	17	265	5	20	20	0	45	9,954,580.00	11,500,000.00	1,391,096.44	9,344,400.78	865,502.78	-	11,900,000.00	100.00	-
Skills preventive programs like improvement of sports facilities and other wellness activities.	17	18	3	0	0	0	3	500,000.00	630,000.00	130,000.00	-	104,546.33	456,176.59	560,723.02	89.00	69,276.98
Provide better and conducive health station/facilities	2	100	0	0	2	0	2	1,034,095.34	1,300,000.00	265,904.66	-	-	1,300,000.00	1,300,000.00	100.00	-
Procurement of Ambulance	2	50	0	1	0	0	1	1,500,915.90	2,000,000.00	409,084.10	-	-	1,624,513.46	1,624,513.46	81.23	375,486.54
Sub-Total	38	134	8	21	22	0	51	13,079,591.24	15,430,000.00	1,791,096.44	9,344,400.78	966,009.21	3,380,690.05	14,985,236.48	97.12	444,763.52
Protection & Respect of Socio-Cultural Values																
Assistance to various socio-cultural events for host and neighboring barangays	17	100	3	2	10	2	17	740,000.00	1,000,000.00	260,000.00	38,400.00	117,571.99	793,527.41	993,992.38	100.00	7.72
Sub-Total	17	100	3	2	10	2	17	740,000.00	1,000,000.00	260,000.00	38,400.00	117,571.99	793,527.41	993,992.38	100.00	7.72
Use of facilities/services within mine camp																
Maintenance and uses of equipment and facilities	38	100	10	10	10	8	38	11,782,483.00	13,149,297.00	1,268,885.91	3,441,179.54	1,414,753.69	7,024,977.86	13,149,297.00	100.00	-
Subsidy of electrical power consumption for DAS Brgy Hall, MT, Carmel Parish and DLS-ASMC	16	100	4	4	4	4	16	596,593.46	750,000.00	163,947.16	184,778.23	168,776.31	232,498.30	750,000.00	100.00	-
Subsidy for Water consumption of host and neighboring communities in partnership with Toledo City Water District (TCWD)	200,000	100	50,000	50,000	50,000	50,000	200,000	3,340,923.40	4,200,000.00	859,076.60	1,050,000.00	1,050,000.00	1,050,000.00	4,200,000.00	100.00	-
Sub-Total	200,034	100	50,014	50,014	50,012	200,054	200,054	15,719,999.86	18,099,297.00	2,482,333.07	4,675,957.77	2,633,530.00	8,307,476.16	18,099,297.00	100.00	-
Disaster Response and Support to other stakeholders																
Development assistance to other stakeholders in Toledo City and Province of Cebu	10,000	100	2,500	2,500	2,500	2,500	10,000	3,977,290.00	4,500,000.00	1,597,422.88	2,167,626.30	281,817.00	890,813.82	4,500,000.00	100.00	-
Sub-Total	10,000	100	2,500	2,500	2,500	2,500	10,000	3,977,290.00	4,500,000.00	1,597,422.88	2,167,626.30	281,817.00	890,813.82	4,500,000.00	100.00	-
TOTAL FOR DHNC	211,263	0	53,043	52,550	52,756	52,828	211,155	72,994,330.19	83,784,974.56	13,988,209.15	31,166,985.28	11,671,214.02	31,479,897.22	87,816,306.17	98.91	968,668.39
INFORMATION, EDUCATION AND COMMUNICATION (IEC) CAMPAIGN																
PRODUCTION OF PUBLIC AWARENESS AND EDUCATION ON MINING TECHNOLOGY AND GEOSCIENCES																
CCC 7th Anniversary, Labor Day and Year End Activities	17	100	2	0	8	7	17	6,000,000.00	6,000,000.00	-	-	5,509,017.77	490,982.23	6,000,000.00	100.00	-
Establishment of IEC Center and Publication of materials on Environmental and Social Development	4	50	2	0	0	0	2	498,346.00	1,003,019.00	1,501,365.00	647,833.28	600,000.00	1,247,833.28	83.11	253,531.72	
Public and Media Relations and Advertisement on Mining Related Good Practices	4	100	2	0	0	2	4	1,590,916.00	1,606,669.00	1,582,405.99	-	23,563.01	1,606,669.00	100.00	-	



PROJECT/PROGRAM/ ACTIVITY (PPA)	TARGET BENEFICIARIES AND BARANGAYS	UNIT OF WORK MEASURE	PHYSICAL ACCOMPLISHMENT										FINANCIAL ACCOMPLISHMENT										PPA STATUS/ REMARKS		
			1 st Q		2 nd Q		3 rd Q		4 th Q		TOTAL		1 st Q		2 nd Q		3 rd Q		4 th Q		TOTAL				
			ANNUAL PHYSICAL TARGET	%	ANNUAL PHYSICAL TARGET	%	ANNUAL PHYSICAL TARGET	%	ANNUAL PHYSICAL TARGET	%	TOTAL	%	ANNUAL FINANCIAL BUDGET	UNSPENT PORTION	TOTAL	%	ANNUAL FINANCIAL BUDGET	UNSPENT PORTION	TOTAL	%	ANNUAL FINANCIAL BUDGET	UNSPENT PORTION		TOTAL	%
Periodic Monitoring of SDMP Implementations	2	Semi-Annual	0	0	1	0	2	100	91,586.00	91,586.00	91,586.00	100.00	91,586.00	91,586.00	91,586.00	100.00	91,586.00	91,586.00	91,586.00	100.00	91,586.00	91,586.00	91,586.00	100.00	
Printing of Calendar and 2020 Annual Sustainability Reports	2	Number of Releases	1	0	1	0	2	100	1,042,332.00	1,042,332.00	1,042,332.00	100.00	1,042,332.00	1,042,332.00	1,042,332.00	100.00	1,042,332.00	1,042,332.00	1,042,332.00	100.00	1,042,332.00	1,042,332.00	1,042,332.00	100.00	
National Unified Information Education Campaign Program (NUIIECP)	1	Number of Sessions/Events	1	0	1	0	2	200	5,109,602.00	5,109,602.00	5,109,602.00	100.00	5,109,602.00	5,109,602.00	5,109,602.00	100.00	5,109,602.00	5,109,602.00	5,109,602.00	100.00	5,109,602.00	5,109,602.00	5,109,602.00	100.00	
Maintenance of CCC Heritage Center Programs, Projects, Activities	1	Number of Repair	1	0	1	0	2	200	1,661,755.00	1,661,755.00	1,661,755.00	100.00	1,661,755.00	1,661,755.00	1,661,755.00	100.00	1,661,755.00	1,661,755.00	1,661,755.00	100.00	1,661,755.00	1,661,755.00	1,661,755.00	100.00	25,574.70
PMSEA Participation and Sponsorships	2	Number of Sponsorships	0	0	1	1	2	100	1,400,000.00	1,400,000.00	1,400,000.00	100.00	1,400,000.00	1,400,000.00	1,400,000.00	100.00	1,400,000.00	1,400,000.00	1,400,000.00	100.00	1,400,000.00	1,400,000.00	1,400,000.00	100.00	
Annual SDMP Consultation and Planning Workshops	17	Number of Meeting	0	0	17	0	17	100	500,000.00	500,000.00	500,000.00	100.00	500,000.00	500,000.00	500,000.00	100.00	500,000.00	500,000.00	500,000.00	100.00	500,000.00	500,000.00	500,000.00	100.00	84,956.63
TOTAL FOR IEC	50	0	9	1	36	10	50	100	14,598,864.00	14,598,864.00	14,598,864.00	100	14,598,864.00	14,598,864.00	14,598,864.00	100	14,598,864.00	14,598,864.00	14,598,864.00	100	14,598,864.00	14,598,864.00	14,598,864.00	100	364,063.05
DEVELOPMENT OF MINING TECHNOLOGY AND GEOSCIENCES (DMTEG)																									
Scholarship Grants on Mining Related Degree	37	Number of Scholars	20	0	58	0	78	211	5,000,000.00	5,000,000.00	5,000,000.00	100.00	5,000,000.00	5,000,000.00	5,000,000.00	100.00	5,000,000.00	5,000,000.00	5,000,000.00	100.00	5,000,000.00	5,000,000.00	5,000,000.00	100.00	
Mining conferences/Summit/Cross visit and bench marking	1	Number of Research	0	0	1	0	1	100	310,787.00	310,787.00	310,787.00	100.00	310,787.00	310,787.00	310,787.00	100.00	310,787.00	310,787.00	310,787.00	100.00	310,787.00	310,787.00	310,787.00	100.00	194,116.87
Post Graduate Scholarship Grant	11	Number of Students	11	0	3	0	14	127	1,985,644.88	1,985,644.88	1,985,644.88	100.00	1,985,644.88	1,985,644.88	1,985,644.88	100.00	1,985,644.88	1,985,644.88	1,985,644.88	100.00	1,985,644.88	1,985,644.88	1,985,644.88	100.00	563,478.97
Support Towards Sustainable Mining (TSM) through Chamber of Mines of the Philippines (COMPHIL)	1	Number of Sponsorships	0	0	1	0	1	100	486,629.00	486,629.00	486,629.00	100.00	486,629.00	486,629.00	486,629.00	100.00	486,629.00	486,629.00	486,629.00	100.00	486,629.00	486,629.00	486,629.00	100.00	
National Unified Information, Education Campaign Program (NUIIECP)	1	Number of Research	0	0	1	0	1	100	1,946,515.00	1,946,515.00	1,946,515.00	100.00	1,946,515.00	1,946,515.00	1,946,515.00	100.00	1,946,515.00	1,946,515.00	1,946,515.00	100.00	1,946,515.00	1,946,515.00	1,946,515.00	100.00	
TOTAL FOR DMTEG	51	0	31	0	64	0	95	185	9,732,575.88	9,732,575.88	9,732,575.88	100	9,732,575.88	9,732,575.88	9,732,575.88	100	9,732,575.88	9,732,575.88	9,732,575.88	100	9,732,575.88	9,732,575.88	9,732,575.88	100	757,595.80
GRAND TOTAL SDMP/IEC & DMTEG	211,364	0	53,083	1	52,830	10	211,300	100	97,325,760.07	97,325,760.07	97,325,760.07	100	97,325,760.07	97,325,760.07	97,325,760.07	100	97,325,760.07	97,325,760.07	97,325,760.07	100	97,325,760.07	97,325,760.07	97,325,760.07	100	2,090,237.24

Component	Annual Target		PHYSICAL ACCOMPLISHMENT		FINANCIAL ACCOMPLISHMENT	
	1st Sum	%	1st Sum	%	1st Sum	%
Development of Host and Neighboring Communities	211,263	50	105,592	50	44,665,194.43	50.31
Information, Education and Communication (IEC)	50	10	20	40	2,716,862.19	13.21
Development of Mining Technology and Geosciences	51	31	61	64	3,328,082.00	25.52
Total	262,264	50	125	64	48,709,138.62	50.31


Noted By:

Christofer Yohin W. Salcedo
CHRISTOPHER YOHIN W. SALCEDO
Asst. Vice President
SHIEC and Corp/Com

Project By:

Joanna V. Prejos
JOANNA V. PREJOS
Superintendent
Community Relations Dept.

Alexei Ferrer J. Joyellana
ALEXEI FERRER J. JOYELLANA
President and CEO
Carmion Copper Corporation



PROJECT/PROGRAM/ ACTIVITY (PPA)	TARGET BENEFICIARIES AND BARANGAYS	UNIT OF WORK MEASURE	PHYSICAL ACCOMPLISHMENT					FINANCIAL ACCOMPLISHMENT					PPA STATUS/ REMARKS						
			ANNUAL PHYSICAL TARGET	1 st Q	2 nd Q	3 rd Q	4 th Q	TOTAL	%	ANNUAL FINANCIAL BUDGET	2021 UNSPENT PORTION	TOTAL		1 st Q	2 nd Q	3 rd Q	4 th Q	TOTAL	%
Periodic Monitoring of SDMP Implementations	2	Semi-Annual	2	0	1	1	0	2	100	91,586.00	91,586.00	-	-	-	91,586.00	91,586.00	100.00		
Printing of Calendar and 2020 Annual Sustainability Reports	2	Number of Releases	2	1	0	1	0	2	100	1,042,332.00	1,042,332.00	-	-	-	1,042,332.00	1,042,332.00	100.00		
National Unified Information Education Campaign Program (NUIECP)	1	Number of Sessions/Events	1	1	0	1	0	2	200	5,109,602.00	6,122,941.00	-	-	-	6,122,941.00	6,122,941.00	100.00		
Maintenance of CCC Heritage Center Programs, Projects, Activities	1	Number of Repair	1	1	0	1	0	2	200	1,661,755.00	1,661,755.00	-	-	-	1,661,755.00	1,661,755.00	98.46	25,574.70	
PMSEA Participation and Sponsorships	2	Number of Sponsorships	2	0	0	1	1	2	100	1,400,000.00	2,001,052.00	-	-	-	2,001,052.00	2,001,052.00	100.00		
Annual SDMP Consultation and Planning Workshops	17	Number of Meeting	17	0	0	17	0	17	100	500,000.00	500,000.00	-	-	-	500,000.00	500,000.00	83.01	84,956.63	
TOTAL FOR IEC	50	0	50	9	1	30	10	50	100	14,598,864.00	20,527,100.00	5,928,236.00	1,591,505.99	1,116,356.20	13,440,454.14	20,163,356.95	98.23	364,065.05	
DEVELOPMENT OF MINING TECHNOLOGY AND GEOSCIENCES (DMTG)																			
Scholarship Grants on Mining Related Degree	37	Number of Scholars	37	20	0	58	0	78	211	5,000,000.00	2,357,540.58	-	-	-	2,357,540.58	2,357,540.58	100.00		
Mining conferences/Summit/Cross visit and bench marking	1	Number of Research	1	0	0	1	0	1	100	310,787.00	836,420.00	-	-	-	836,420.00	836,420.00	83.08	194,116.87	
Post Graduate Scholarship Grant	11	Number of Students	11	11	0	3	0	14	127	1,988,644.88	311,355.12	-	-	-	311,355.12	311,355.12	77.46	563,478.93	
Support Towards Sustainable Mining (STSM)/through Chamber of Mines of Philippines (CCOMP)	1	Number of Sponsorships	1	0	0	1	0	1	100	486,629.00	100,000.00	-	-	-	100,000.00	100,000.00	100.00		
Research and Development Education Campaign Program (NUIECP)	1	Number of Research	1	0	0	1	0	1	100	1,946,515.00	1,859,434.00	-	-	-	1,859,434.00	1,859,434.00	100.00		
TOTAL FOR DMTG	51		51	31	0	64	0	95	186	9,732,575.88	3,307,209.12	3,307,209.12	2,421,826.29	906,255.71	5,375,404.71	12,282,189.20	94.19	757,595.80	
GRAND TOTAL SDMP/IEC & DMTG	211,364		211,364	53,083	92,551	52,830	52,838	211,300	100	97,325,760.07	25,026,099.49	122,351,859.56	17,514,541.43	33,189,597.19	39,070,320.83	120,261,532.32	98.29	2,090,327.24	
Component	Annual Target	PHYSICAL ACCOMPLISHMENT	PHYSICAL ACCOMPLISHMENT	PHYSICAL ACCOMPLISHMENT	PHYSICAL ACCOMPLISHMENT	PHYSICAL ACCOMPLISHMENT	PHYSICAL ACCOMPLISHMENT	PHYSICAL ACCOMPLISHMENT	PHYSICAL ACCOMPLISHMENT	PHYSICAL ACCOMPLISHMENT	PHYSICAL ACCOMPLISHMENT	PHYSICAL ACCOMPLISHMENT	PHYSICAL ACCOMPLISHMENT	PHYSICAL ACCOMPLISHMENT	PHYSICAL ACCOMPLISHMENT	PHYSICAL ACCOMPLISHMENT	PHYSICAL ACCOMPLISHMENT	PHYSICAL ACCOMPLISHMENT	PHYSICAL ACCOMPLISHMENT
		1st Sem	2nd Sem	Total	2021 Unspent Portion	2022 Annual Allotment	2022 Annual %	2022 Annual %	2022 Annual %	2022 Annual %	2022 Annual %	2022 Annual %	2022 Annual %	2022 Annual %	2022 Annual %	2022 Annual %	2022 Annual %	2022 Annual %	2022 Annual %
Development of Host and Neighboring Communities	211,263	105,592	50	105,563	50	72,994,320.19	15,790,654.37	88,784,974.56	44,665,194.43	50.31	43,115,111.74	48.60	968,668.39						
Information, Education and Communication (IEC)	50	10	20	40	80	14,598,864.00	5,928,236.00	20,527,100.00	2,710,862.19	13.21	17,452,174.76	85.02	364,063.05						
Development of Mining Technology and Geosciences	51	31	61	64	125	9,732,575.88	3,307,209.12	13,039,785.00	3,328,082.00	25.52	8,954,107.20	68.67	757,595.80						

Prepared By:

JOEMAR V. PRITOS
Superintendent
Community Relations Dept.

Noted By:

CHRISTOPHER JOHN W. SALCEDO
Asst. Vice President
SHEC and CorpCom

Approved By:

ALEXJEROME G. JOVELLANA
President and CEO
Cannon Copper Corporation